
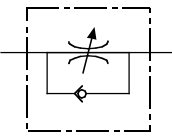

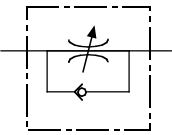



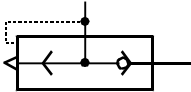
KLA Serisi Hız Ayar Valfleri / KLA Series Speed Control Valves

	Sembol / Symbol	Sipariş Kodu / Ordering Code		
		KLA	08	
		Model Model	Bağlantı Ölçüsü Port Size	Basınc Aralığı Pressure Range
KLA: Hız Ayar Valfi Speed Control Valve	06: 1/8" 08: 1/4" 10: 3/8" 15: 1/2"	1.5~8.0 bar 0.15~0.8 MPa		


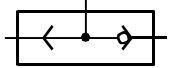
RE Serisi Hız Ayar Valfleri / RE Series Speed Control Valves

	Sembol / Symbol	Sipariş Kodu / Ordering Code		
		RE	08	
		Model Model	Bağlantı Ölçüsü Port Size	Basınc Aralığı Pressure Range
RE: Hız Ayar Valfi Speed Control Valve	06: 1/8" 08: 1/4" 10: 3/8" 15: 1/2"	1.5~8.0 bar 0.15~0.8 MPa		


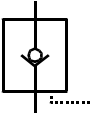
SE Serisi Çabuk Egzost Valfleri / SE Series Speedy Exhaust Valves

	Sembol / Symbol	Sipariş Kodu / Ordering Code		
		SE	08	
		Model Model	Bağlantı Ölçüsü Port Size	Basınc Aralığı Pressure Range
SE: Çabuk Egzost Valfi Speedy Exhaust Valve	06: 1/8" 08: 1/4" 10: 3/8" 15: 1/2"	1.5~8.0 bar 0.15~0.8 MPa		

ST Serisi VEYA Valfleri / ST Series OR Valves

	Sembol / Symbol	Sipariş Kodu / Ordering Code		
		ST	08	
		Model Model	Bağlantı Ölçüsü Port Size	Basınc Aralığı Pressure Range
ST: VEYA Valfi OR Valve	06: 1/8" 08: 1/4"	1.5~8.0 bar 0.15~0.8 MPa		

JPC Serisi Pilotlu Çek (Kilitleme) Valfler / JPC Series Piloted Check Valves

	Sembol / Symbol	Sipariş Kodu / Ordering Code		
		JPC	02	
		Model Model	Bağlantı Ölçüsü Port Size	Basınc Aralığı Pressure Range
JPC: Pilotlu Çek Valf Piloted Check Valve	02: 1/4" 04: 1/2"	1.5~8.0 bar 0.15~0.8 MPa		