

## MODÜLER ÇEKVALFLER / MODULAR CHECK VALVES

### MC - 03



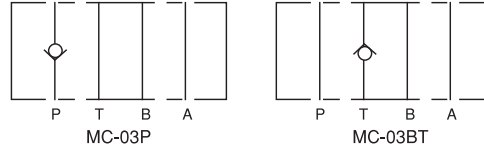
#### TEKNİK ÖZELLİKLER / TECHNICAL DATA

##### MAKSİMUM ÇALIŞMA BASINCI

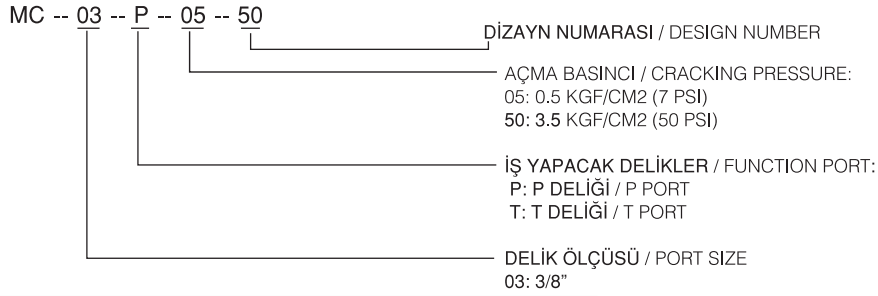
MAX. OPERATING PRESSURE:  
250 KGF/CM<sup>2</sup> (3600 PSI)

MAKSİMUM DEBİ / MAX. FLOW:  
70 LPM (18.5 GPM)

#### SEMBOLLER / SYMBOLS



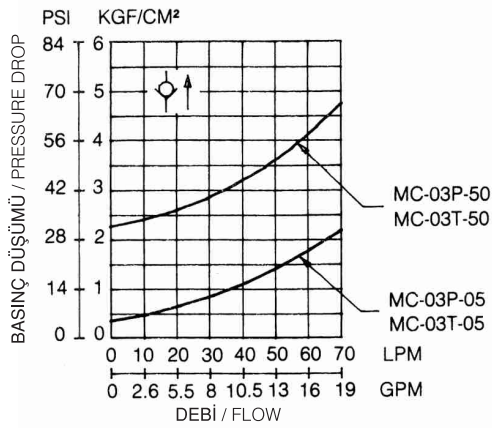
#### SİPARİŞ KODU / ORDERING CODE



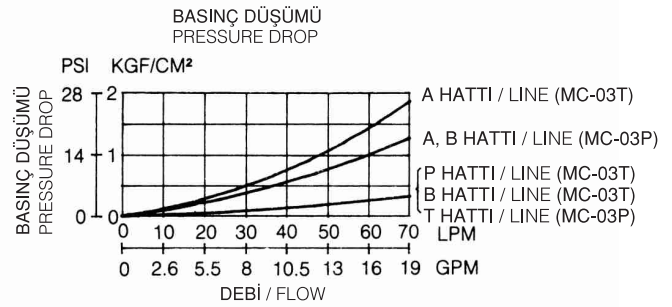
#### PERFORMANS EĞRİLERİ / PERFORMANCE CURVES

##### MC - 03 P/T SERBEST AKIŞ İÇİN BASINÇ DÜŞÜŞÜ

PRESSURE DROP FOR FREE FLOW

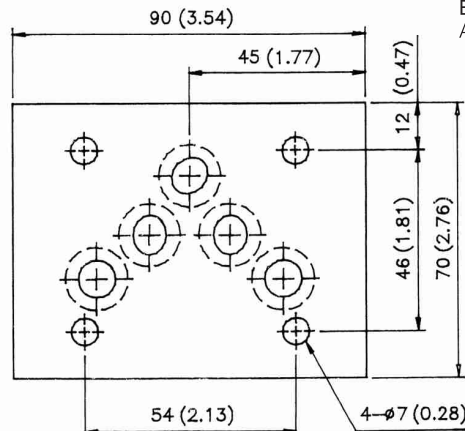
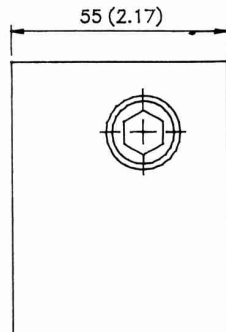


YAĞ ÇALIŞMA ÖLÇÜSÜ / MEASURED AT V= 35 CST AND T= 50 °C



#### ÖLÇÜLER / DIMENSIONS

##### MC - 03 P/T



BİRİM / UNIT: MM (INCH)  
AĞIRLIK / WEIGHT : 2.4 KGS