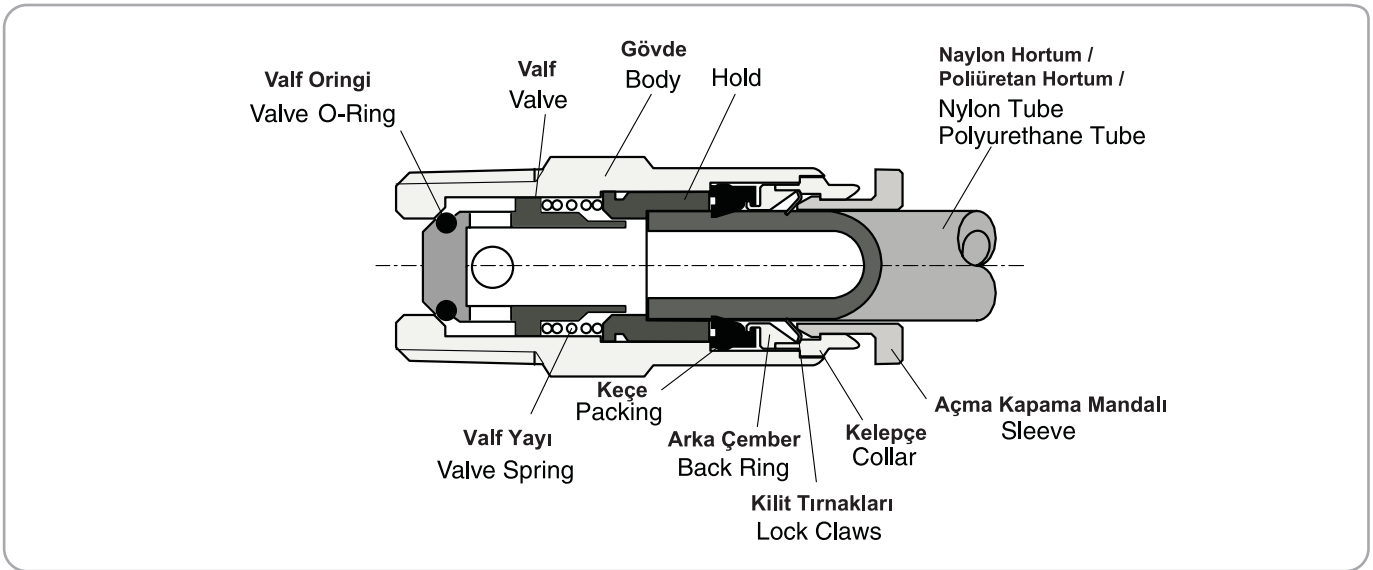


Çek Valfler / Check Valves
Teknik Özellikler / Technical Specification

Akışkan / Fluid	Hava (Diğer gazlar ve sıvılarda kullanılmaz) / Air (No other gases or liquids)
Çalışma Basıncı / Operating Pressure	0 ~ 9 bar / 0 ~ 0.9 MPa / 0 ~ 150 Psi
Negatif Basıncı (Vakum) / Negative Pressure	- 750 mm Hg / - 99.97 kPa
Sıcaklık / Temperature (C°)	0 ~ 60
Kullanılacak Hortum / Applicable Tube	Poliüretan ve Nylon / Polyurathane and Nylon

Kontrol Yöntemi / Control Method

Tip / Type	Giriş / In	Çıkış / Out
Hava Akışı Air Flow	Dişten Hortuma / Thread to tube	Hortumdan Dişe / Tube to Thread
PCVC		
PCVF		
PCVU		PCVU Modelini gövdedeki işarete göre kullanın In case of PCVU model, you should pipe according to signal of the body

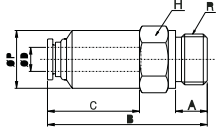
Yapısal Diyagram / Structural Diagram

Sipariş Kodu / Ordering Code

SPC	06	G01
Tip / Type	Hortum Çapı (ØD) / Tube Dia	Diş Ölçüsü (T) / Thread Size
Çek Valfler Check Valves	04: Ø4	M5: M5 x 0.8
	06: Ø6	M6: M6 x 1.0
	08: Ø8	G01: 1/8"
	010: Ø10	G02: 1/4"
	012: Ø12	G03: 3/8"

PCVC - Rekor Tipi Çekvalf / Male Connector Type Check Valve



Teknik Çizim / Technical Drawing



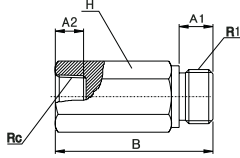
Ölçü Tablosu / Dimension Chart

MODEL	ØD	R	H	C	ØP	B	A	Ağırlık (g) Weight (g)	Adet/Kutu Qty / Box
PCVC 04-01	4	G1/8	14	16	9.6	25.8	6	10	100
PCVC 06-01	6	G1/8	14	17	11.6	26.8	6	13.1	100
PCVC 06-02		G1/4	17	17	11.6	30.2	8	20.4	50
PCVC 08-01	8	G1/8	14	18.5	13.6	27.6	6	18.6	50
PCVC 08-02		G1/4	17	18.5	13.6	32.6	8	21.3	50
PCVC 10-03	10	G3/8	24	21	25	62.2	10	46	20
PCVC 10-04		G1/2	27	21	28	62.6	12	64	20
PCVC 12-03	12	G3/8	24	22	25	64.4	10	49	20
PCVC 12-04		G1/2	27	22	28	70.5	12	68.5	20

PCVF - Dişli Tip Çekvalf / Threaded Type Check Valve



Teknik Çizim / Technical Drawing



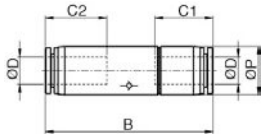
Ölçü Tablosu / Dimension Chart

MODEL	R1	Rc	H	A1	A2	B	Ağırlık (g) Weight (g)	Adet/Kutu Qty / Box
PCVF 01-01	G1/8	G1/8	14	6	9	22.8	22	100
PCVF 02-02	G1/4	G1/4	17	8	11	28.5	40.5	50
PCVF 03-03	G3/8	G3/8	24	10	13	54.3	60	25
PCVF 04-04	G1/2	G1/2	27	12	16	63.1	80.4	25

PCVU - Hortum Girişli Çekvalf / Union Connector Type Checkvalve



Teknik Çizim / Technical Drawing



Ölçü Tablosu / Dimension Chart

MODEL	ØD	C1	C2	ØP	B	Ağırlık (g) Weight (g)	Adet/Kutu Qty / Box
PCVU 04	4	16	16	10	41.1	5.9	100
PCVU 06	6	17	17	12.4	47.2	9.1	50
PCVU 08	8	18.5	18.5	14.4	51.6	13.9	50
PCVU 10	10	21	21	25	77.3	17.5	25
PCVU 12	12	22.5	22.5	25	80	32.5	25